


Bridges in Mathematics Pre-K Unit 9

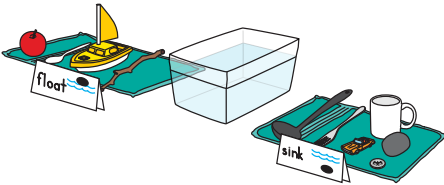
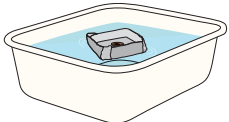

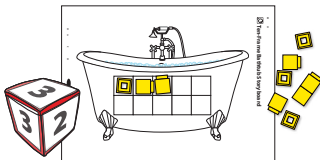
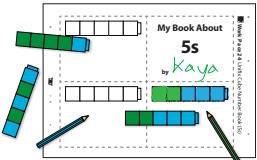
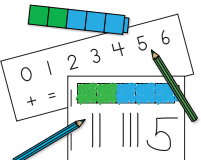
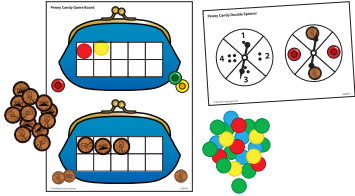

May

May is here and it's time for some serious water fun, including sink and float experiments, boat building, and activities with bathtub toys. In this unit, your child will:



- Count to 20 or more
- Count and compare sets to 10; read and write numbers to 10
- Invent different ways to make a total of 3, 4, 5, or 6 objects
- Sort collections in different ways
- Copy, extend, and create ABCABC repeating patterns

Your child will learn and practice these skills by doing activities and playing games like these.

ACTIVITY OR GAME	COMMENTS
<p>Sort things by whether they sink or float. Count and compare the number of objects in each group.</p> 	<p>After conducting experiments with items like apples and cups to see which float and which sink, children use squares of foil to make boats that will float while supporting the weight of several pennies.</p> 
<p>Listen to the story of a girl who adds toys to the tub as her little brother knocks them out, and help the teacher make sketches and numbers to show the action.</p> 	<p>Later, children take turns rolling a die to see how many cubes they get to add to their bathtub boards. When the tub is filled, they roll the die and remove that many cubes. They continue until their tubs are empty.</p> 
 <p>Use linking cubes in two colors to build different combinations of 3, 4, 5, or 6. Color in squares on a record sheet to match their cube trains</p>	<p>When they're finished, children cut their record sheet apart and get an adult to help them staple the pages into a tiny book. If they like, they label their work with tally marks and numbers.</p> 
<p>Play new counting games like the Penny Candy Game.</p> 	<p>In this partner game, each child has a game board. The game is over when both children have filled their purses with 10 plastic disks ("candies") and 10 pennies. If they collect more than 10 candies or pennies, they get to decide where to place them on their game board and may wind up collecting and comparing quantities beyond 10.</p>
<p>Arrange calendar markers to form an ABCABC repeating pattern.</p> 	<p>The teacher introduces the ABCABC pattern. Children work together to build the same kind of pattern with linking cubes in three different colors.</p>

FREQUENTLY ASKED QUESTIONS ABOUT UNIT 9

Q: What can I do over the summer break to keep my child engaged with math?

A: The summer months are a perfect time to celebrate and build on your child's math skills with everyday fun and games like these:

- Count while you wait for the cup to fill, the tub to drain, the microwave to beep, the toast to pop up, the traffic light to turn green, and so on.
- Set action challenges: Can you take 6 big steps and 3 little steps? How about 2 hops and 4 medium-size steps? Can you turn around 3 times, sit down, and count to 8? How long can we keep the balloon in the air? Let's count while we bat it back and forth.
- Blowing bubbles is always fun. Try counting as many as you can before they pop.
- At the grocery store, ask your child to count the items you want to buy, like 6 oranges or 7 cans of cat food.
- When you're on a walk or in the car, read house numbers, license plate numbers, and numbers on signs.
- Play simple card and board games: Go Fish, Concentration, Chutes & Ladders, Sorry, Candy Land, checkers.
- Search for shapes everywhere: circles in the kitchen, squares in the bathroom, rectangles in the bedroom, triangles at the park, and so on.
- Work together to build with blocks, Duplos and Legos, Tinker Toys, and found objects of all sorts. Draw pictures or take photos of your creations.
- Plant something together; then measure and record its growth over time.
- Visit the library and find books about counting, measuring, shapes, and other math topics. Here are some good ones:
 - *One Duck Stuck* by Phyllis Root
 - *Quack and Count* by Keith Baker
 - *Splash!* by Ann Jonas
 - *Waiting* by Kevin Henkes
 - *Turtle Splash! Countdown at the Pond* by Cathryn Falwell
 - *More, Fewer, Less* by Tana Hoban
 - *Chicka Chicka 1, 2, 3* by Bill Martin
 - *The Most Amazing Hide-and-Seek Numbers Book* by Robert Crowther
 - *Twenty Trucks in the Middle of the Street* by Mark Lee
 - *One Moose, Twenty Mice* by Clare Beaton

Q: What math skills will be expected of my child at the beginning of kindergarten?

A: Head Start recommends that incoming kindergartners be able to count to 20; recognize numbers to 10 and write at least some of them; count 10 objects; copy, extend, and create simple repeating patterns like ABAB, AABAAB, and ABCABC; name, describe, and build with shapes; put things in order from shortest to longest; and follow directions involving position and location (stand up, sit down, turn around, put your pack in the cubby below your coat hook, and so on). That said, kindergarten teachers are prepared to work with all children, regardless of their skills when school starts.

For more ideas and resources, go to www.mathlearningcenter.org/families